


BOSCH ME7.1.1 ST10F275 VAG-BENTLEY

plugin 052,613


The lay-by pins are placed in the lower part of the ECU.



DIRECT CONNECTION


In order to connect to the ECU use the CABLE F32GN037C.
Make sure that the POWER led (red) on Trasdata is ON.

COLORE FILO WIRE COLOUR	DESCRIZIONE DESCRIPTION
ROSSO RED	POSITIVO DIRETTO POWER BATTERY
ARANCIO ORANGE	POSITIVO SOTTO QUADRO POWER SWITCH ON
NERO BLACK	MASSA GND
GIALLO YELLOW	KLINE
VERDE GREEN	CAN LOW
BIANCO WHITE	CAN HIGH
GRIGIO GREY	POL4 BOOT
BLU BLUE	POL5 CNF1
VIOLO/GRIGIO PURPLE/GREY	TENSIONE PROG. PROG. VOLTAGE
MARRONE BROWN	RESET



BOSCH ME7.1.1 ST10F275 VAG-BENTLEY

ECU CONNECTOR



To the pin 3,21,62 you can connect both wires red and orange, they both have 12 Volt signal.

BOOT&CNF1 CONNECTION

Connect the BLUE and GREY wires of the cable F32GN037C as described here below :

COLORE FILO WIRE COLOUR	DESCRIZIONE DESCRIPTION
GRIGIO GREY	POL4 BOOT
BLU BLUE	POL5 CNF1

